

TALKING TRASH.....

REGIONAL SOLID WASTE MANAGEMENT PRACTICES



Susan Alvarez, PE, CFM
North Central Texas Council of Governments

Chris Brown
Executive Director, Sulphur Springs (TX)
Economic Development Corporation

Ed Dominjon
Chief Executive Officer, D6 Recycling



Southwest Regional Economic Development
Association

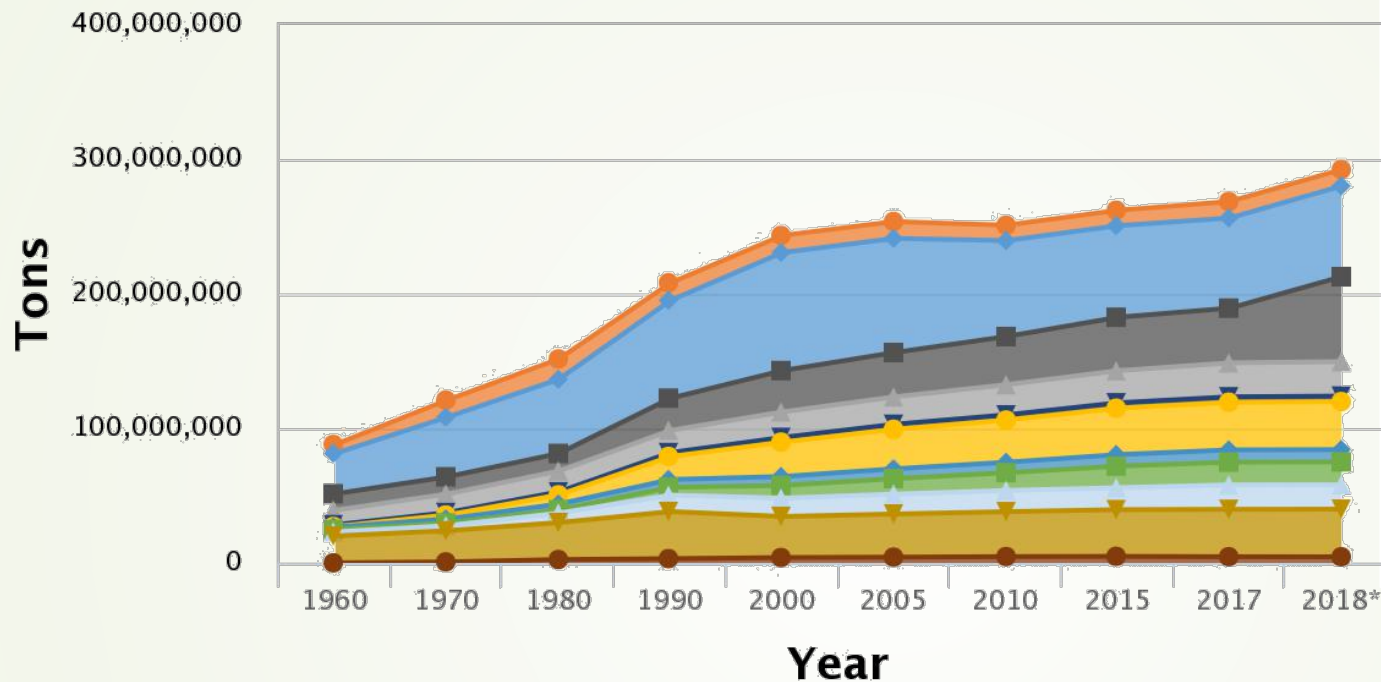
May 8, 2025

OVERVIEW

- Waste Management Challenge
- Regional efforts by North Central Texas Council of Governments
- Regional efforts by Sulphur Springs, Economic Development Corporation
- Local efforts in Grapevine, Texas, by D6 Recycling
- Power of partnerships!
- Best practices.....or at least good ideas to try?

Total Solid Waste Generation in U.S.

Generation Tonnages, 1960–2018



32.1% of Municipal Solid Waste recycled or composted in 2018.

The National Recycling Goal: **50%** by 2030.

Click on legend items below to customize items displayed in the chart

- Glass
 Paper & Paperboard
 Food
 Metals
 Misc Inorganic Waste
- Plastics
 Rubber & Leather
 Textiles
 Wood
 Yard Trimmings
- Other

Source: National Overview: Facts and Figures on Materials, Wastes and Recycling, 2018. U.S. EPA.

<https://www.epa.gov/facts-and-figures-about-materials-waste-and-recycling/national-overview-facts-and-figures-materials#Generation>

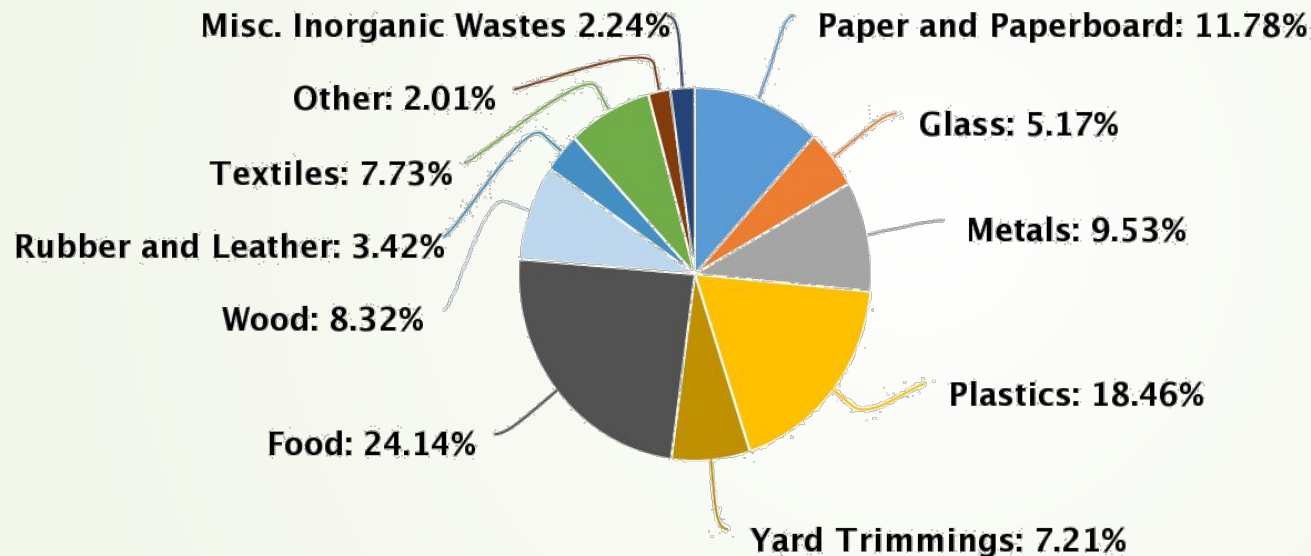
National Municipal Solid Waste Landfill Composition

Total MSW Landfill by Material, 2018

146.1 million tons

2018 Top 3 Components:

1. Food: 24.14%
2. Plastics: 18.46%
3. Paper products: 11.78%


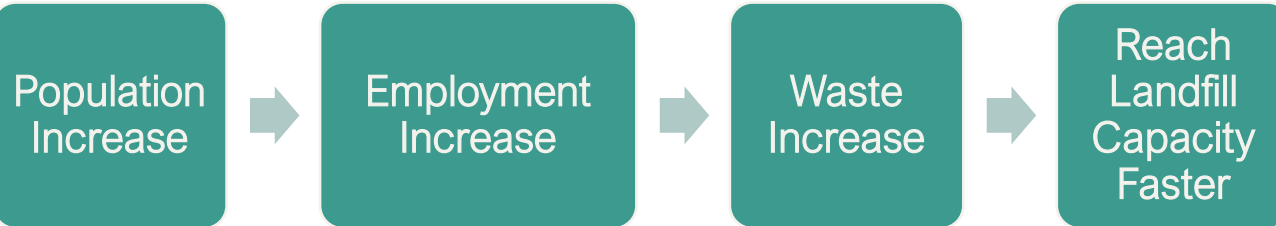


Source: National Overview: Facts and Figures on Materials, Wastes and Recycling, 2018. U.S. EPA.

<https://www.epa.gov/facts-and-figures-about-materials-waste-and-recycling/national-overview-facts-and-figures-materials#Generation>



Solid Waste Trends



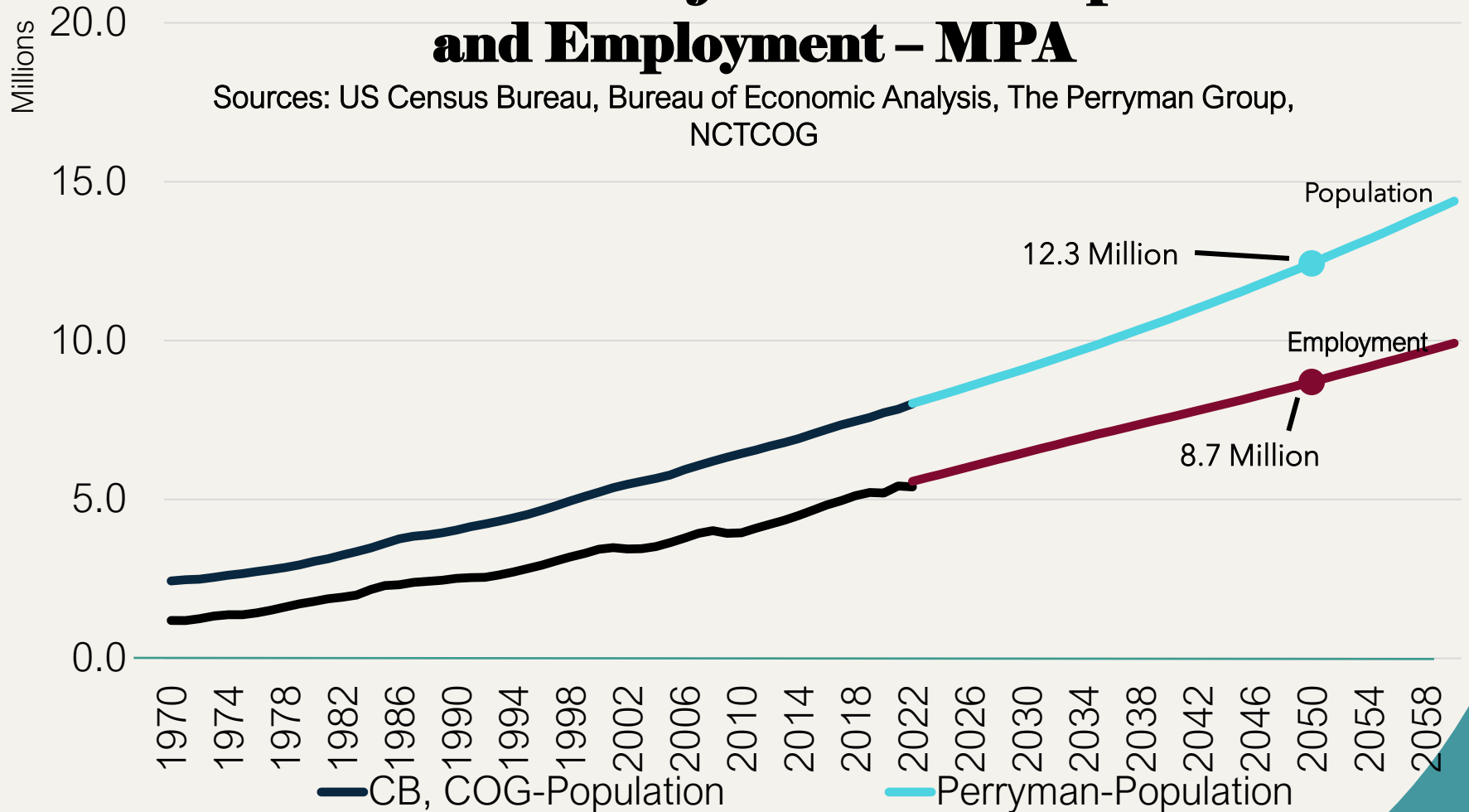
- Additional contributing factors:

- China National Sword
- Amazon Effect
- Evolving ton
- COVID-19



Historical and Projected Total Population and Employment – MPA

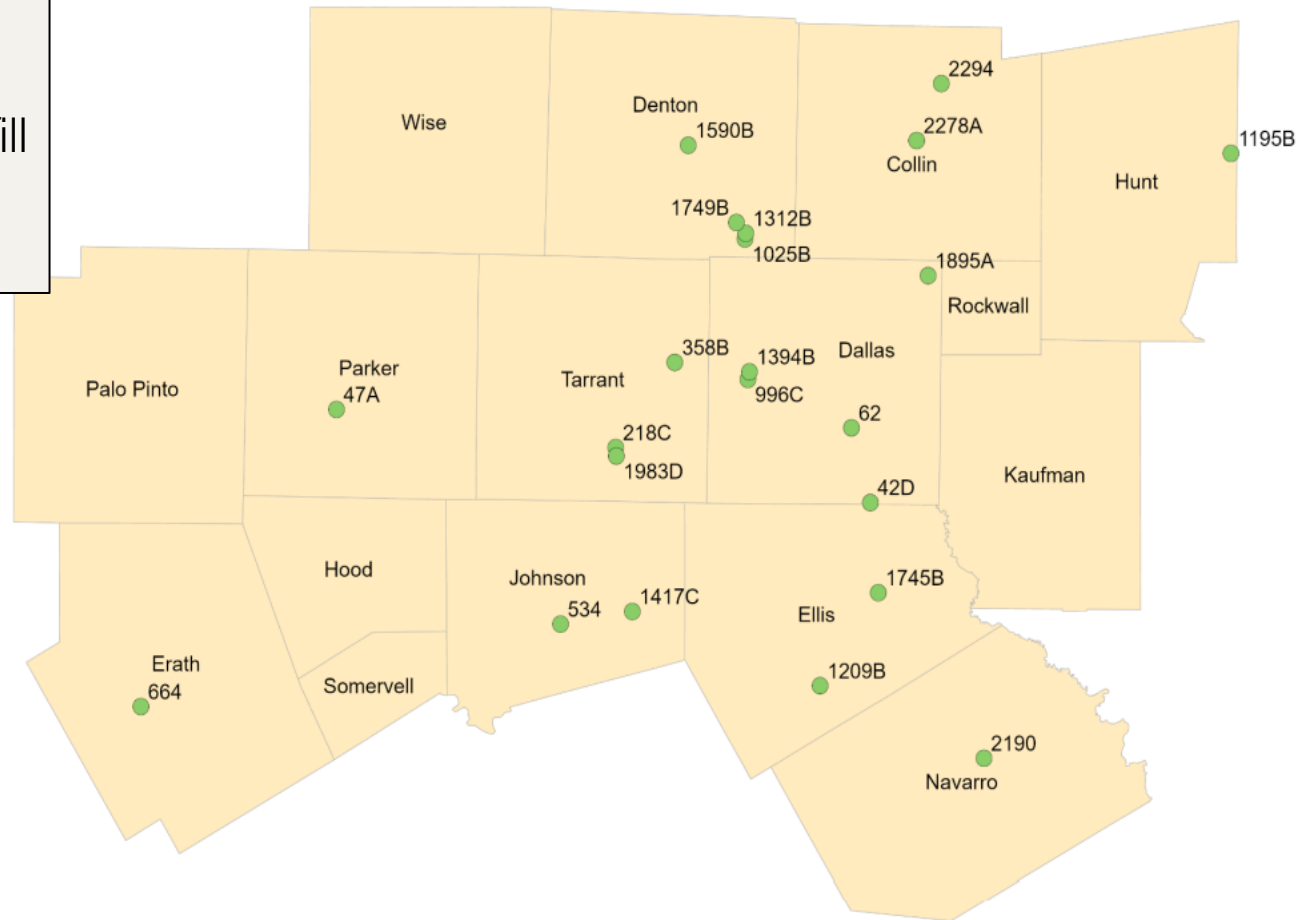
Sources: US Census Bureau, Bureau of Economic Analysis, The Perryman Group, NCTCOG



North Central Texas Landfills

In 2023, TCEQ estimated the North Central Texas region has a remaining landfill capacity of less than **36 years**.

COG 4: North Central Texas Council of Governments—Landfill Locations



Source: TCEQ Annual Municipal Solid Waste Report

More Recycling Challenges

- High contamination in the recycling stream
- Low participation and trust in recycling programs
- Confusing messaging
- Small or non-existent markets for materials



Image from Waste Management

Other Waste Challenges Our Communities Face

- Common Illegal Dumping Violations:
 - Throwing litter out of a car or boat
 - Disposing of old cars on private or public property
 - Hauling trash for profit and dumping it on land that is not a legal landfill
 - Letting someone else dump waste on your property, whether they pay you or not
 - Pouring used motor oil or restaurant grease into storm drains or down manhole covers
- Dumping mattresses, couches, or other furniture on the side of the road
- Contaminate surface water, attract pests, decrease surrounding property values



Economic Impact of Recycling

- 86th Texas Legislature of 2019 produced Senate Bill 649, tasking TCEQ with developing a Recycling Market Development Plan:
 - Texas recycling rate is **27.5%**, a 4.8% increase from the 2015 State of the Economic Impact of Recycling report
 - Recycling industry created about **23,000 jobs** in 2019 in Texas
 - Recycling industry generates **\$166 million** in revenue for state and local governments
 - Overall impact of recycling on Texas economy = **\$4.8 billion**



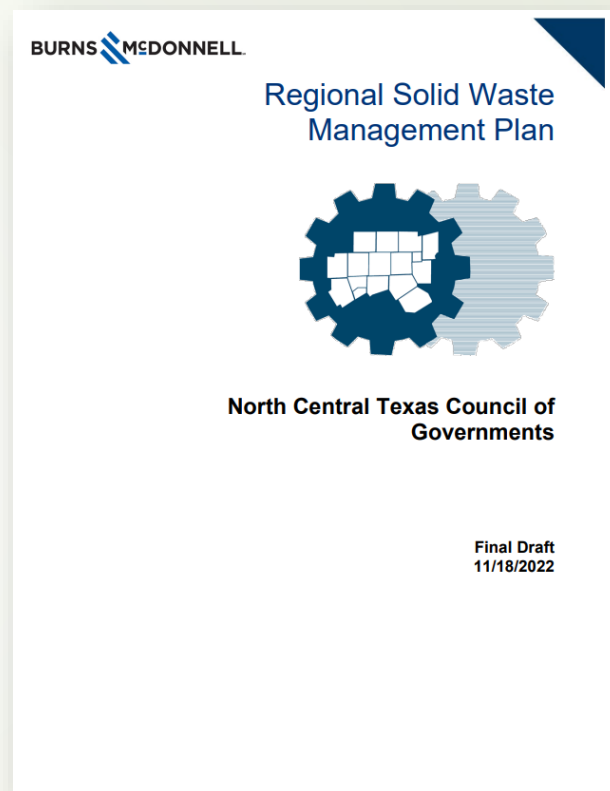
Source: Recycling Market Development Plan: Final Report, Prepared for TCEQ by Burns and McDonnell, August 2021.
<https://www.tceq.texas.gov/assets/public/assistance/P2Recycle/Recyclable-Materials/2021%20Recycling%20Market%20Development%20Plan.pdf>

Resource Conservation Council

- **Purpose:** primary responsibility is to provide support and advice to NCTCOG's Executive Board on methods to conserve, recover, and recycle valuable resources and to provide proper handling and disposal of non-recoverable waste materials. The council also guided the development of the current regional materials management plan, and disperses State funded solid waste grants.
- **Annual Budget/ Funding*:** **\$1,243,545** /TCEQ Tipping Fees
- **Council Membership:** 30 committee members, including local government, private sector, and environmental and public interest groups. Members represent serve a two-year term, with one half of the members appointed by the NCTCOG Executive Board each year. The Chair and Vice Chair of the RCC are appointed annually by the Executive Board as well.
- **Meeting Frequency:** Quarterly; 5 Subcommittees that meet more frequently as workload requires

Regional Materials Management Planning

- NCTCOG is the State-designated regional solid waste planning agency for North Central Texas:
 - Support the Resource Conservation Council
 - Provide local governments with technical assistance
 - Maintain a Closed Landfill Inventory
 - Promote education and outreach
 - Administer pass-through grant programs
- Maintain **Regional Solid Waste Management Plan, 2022-2042**

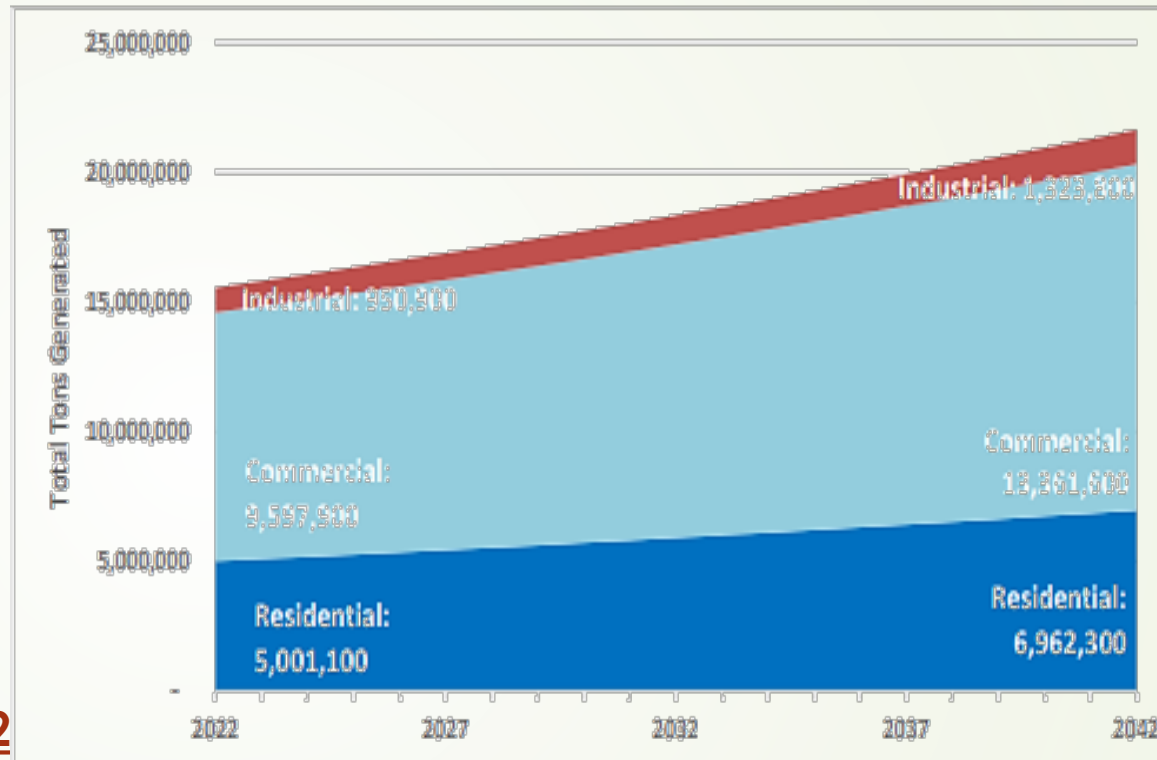


Regional Solid Waste Management Plan

- Recently updated in 2022
- Includes information on waste generation rates, recycling rates, and more
- Outlines goals and objectives for addressing solid waste issues in the North Central Texas region
- Projects and grants selected must support the

Regional Solid Waste Management Plan, 2022-2042

Figure 3: 2022 – 2042 Solid Waste Generation Projection by Sector



Source: Regional Solid Waste Management Plan, 2022-2042, Prepared for NCTCOG by Burns and McDonnell, 2022.

Community Solid Waste Grants



Since 2004, over 265 grants, exceeding \$17.5 million



FY 2024-2025, funded 10 grants for:


- Educational materials and equipment for recycling,
- Illegal dumping abatement,
- Technical Evaluation Study, and more.



Regional Solid Waste Grants Program

Regional Electronics Recycling Contract

- Launched 2019 and Renewed in 2023
- Master Services Agreements for local governments to use for vetted e-waste events
- Services for permanent facilities, one-day events, drop-off of recyclables at the vendor's facility, and asset disposition



Regional Tire Collection Event Funding

- Sponsored tire collection events across the North Central Texas region
- Cities and counties host an event for residents or collect tires from an illegal dump site on public property

2024-2025 NCTCOG Tire Collection Event Estimated Summary*

Number of Applicants	Local Governments	17
	Counties	2
Number of Events	30	
Number of Tires Collected	30,593	
Total funding requested:	\$108,894.32	

* Results through April 8, 2025



Grantees collected
275,551 tires.

When stacked
together, that's
almost the
height of

660

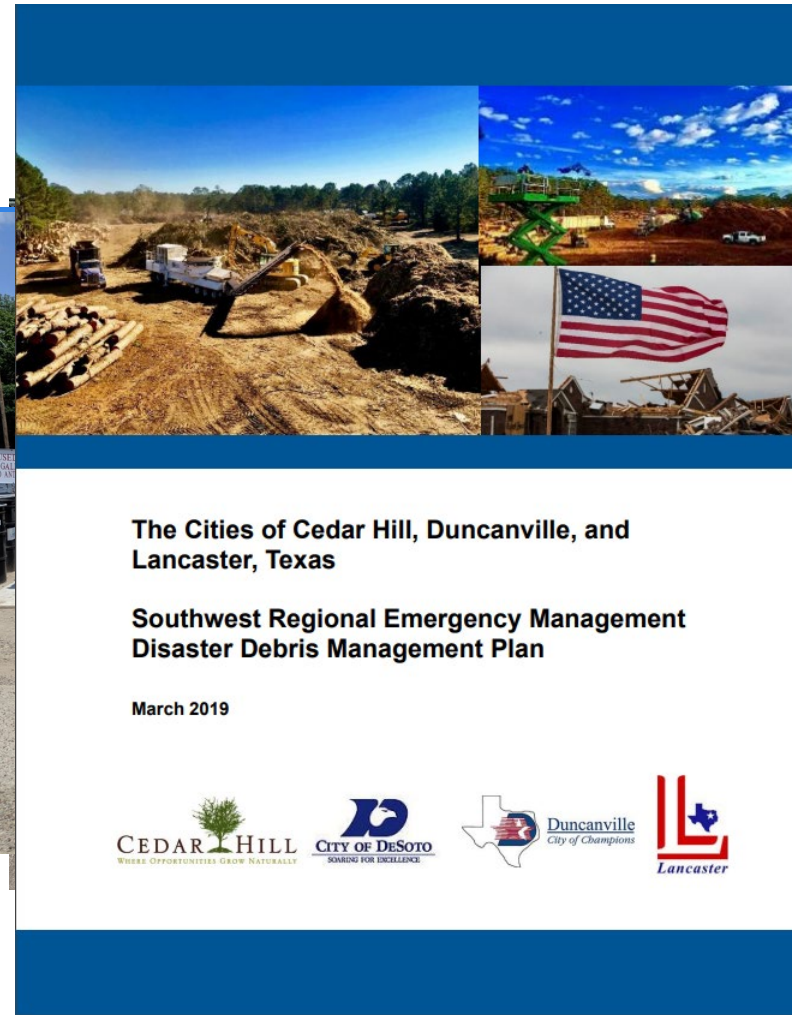
Texas Capitol Buildings.



Source: Regional Solid Waste Grants Program Funding Report for Fiscal Years 2022-2023, Texas Association of Regional Councils. <https://txregionalcouncil.org/wp-content/uploads/2025/02/2025-Legislative-Report.pdf>

Previous Grant Examples

- Cameras for illegal dumping enforcement
- Park or school recycling bins
- Residential food waste collection and/or equipment
- Educational materials (mailers, mascots, vans, giveaways, etc.)
- Disaster Debris Management Plans or other solid waste plans
- Community cleanup event items (trailers, trash pickers, giveaways for volunteers, etc.)
- Balers, densifiers, other equipment



North Central Texas Reuse Marketplace

- Regional reuse campaign
 - Launched September 2024
 - Funded in cooperation with the North Central Texas Council of Governments and the Texas Commission on Environmental Quality
- Available for **FREE** to businesses, school districts, and local governments in the North Central Texas region

START WITH RESELLING
RHEAPLY x NCTCOG

RESALE, REUSE, AND SUPPLY EQUIPMENT AND GOODS. EASILY
ACCESSIBLE AND MADE TO PROFIT. START USING RHEAPLY TODAY!

The graphic displays the Rheaply mobile application interface, which includes a search bar, a 'Recently viewed' section, and a grid of reusable items. The items shown are:

- Storage File Cabinet
- Swivel Task Chair
- Vegan Leather Sofa
- Reading Floor Lamp

Each item listing includes a photo, a title, and a price tag (e.g., \$100, \$150, \$200, \$100).

North Central Texas Reuse Marketplace



Source materials from local businesses



Save time by procuring across the region



Reduce your organization's carbon footprint



Turn waste into revenue

Solid Waste Administration & Solicitation Support Project

- Help communities streamline the process of procuring solid waste management services
- **Public** document library specifically for solid waste services



Procurement
Process Information



Model Ordinance
Language



Development of
Contracts



White Papers
Discussing Best
Practices

Solid Waste Infrastructure For Recycling Support

- Help communities streamline the process of procuring organic waste management services, which will complement the Solid Waste Administration and Solicitation Support Project
- **Public** document library specifically for **organic waste management**



Procurement
Process Information



Model Ordinance
Language



Development of
Contracts



White Papers
Discussing Best
Practices

Past Projects:

- North Central Texas Fuel to Feasibility Study
 - Advance regional efforts to divert food waste and other organics from landfills
- Organic Waste Gap Analysis Study
- Approximately 50 percent of the waste stream in 2020 consists of food and yard waste
- Western Region Solid Waste Capacity
- Determine long-term solid waste management needs in the western eight counties of the North Central Texas region



Questions?

Contact

Susan Alvarez, PE, CFM

Director of Environment & Development
North Central Texas Council of Governments
salvarez@nctcog.org
817.705.2549

Connect



[Facebook.com/nctcogenv](https://www.facebook.com/nctcogenv)



[@nctcogenv](https://twitter.com/nctcogenv)



[nctcogenv](https://www.instagram.com/nctcogenv)



[youtube.com/user/nctcoged](https://www.youtube.com/user/nctcoged)



EandD@nctcog.org



[nctcog.org/envir](https://www.nctcog.org/envir)