

Lessons Learned in Economic Resilience Planning



In the Houston-Galveston Region





**KEEPING WATER WHERE
IT BELONGS**



**DEFENDING GREAT
PLACES**



FUTURE PROOFING



KEEPING WATER WHERE IT BELONGS





DEFENDING GREAT PLACES





FUTURE PROOFING



LIBERTY COUNTY ECONOMIC RESILIENCE PROFILE

Contents

Liberty County Overview	90
Recent Disruptions to the Economy	91
Economic Resilience Strategies	91
Recommendations	91
Land Use and Demographics	92
Housing	94
Economy	95
Education, Hazard Risks, and Commute	96
Economic Clusters	98
Local Planning	99
Data Sources	100

Introduction

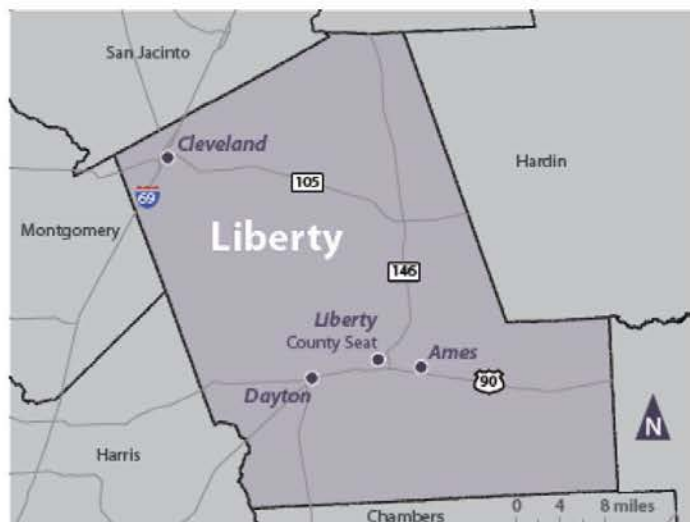
Economic resilience is the ability to withstand and prevent disruptions to the economy. The most common types of disruptions include downturns in the economy or in a key industry; the exit of a major employer; and natural or man made disasters.

Creating a resilient economy requires the ability to anticipate risk, evaluate how risk can impact economic assets, and build the capacity to respond to disruptions.

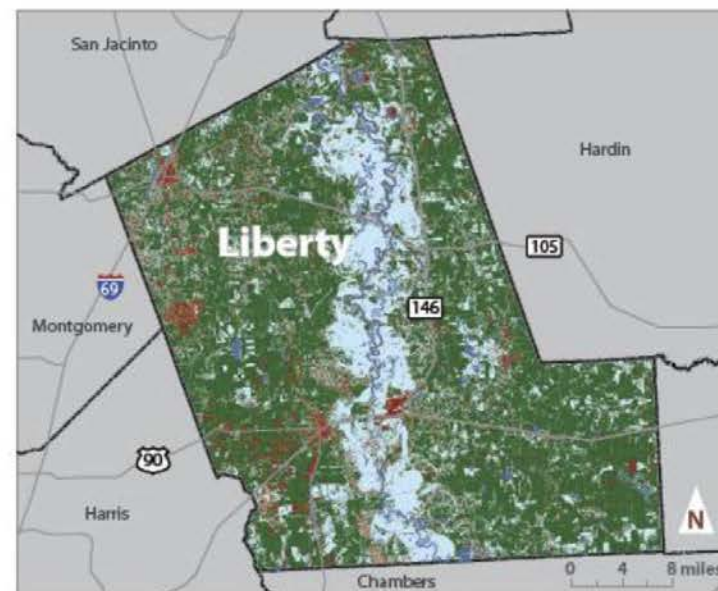
This profile is intended to provide an overview of the factors affecting the future growth, development and resilience of Liberty County and it's economy by providing key data points on the economy, demographics, and other useful information.

Liberty County Boundaries

- Liberty County
 - Other counties
 - Top 4 cities
 - Major roads
- County Seat: Liberty
Largest City: Liberty



Land Use and Demographics



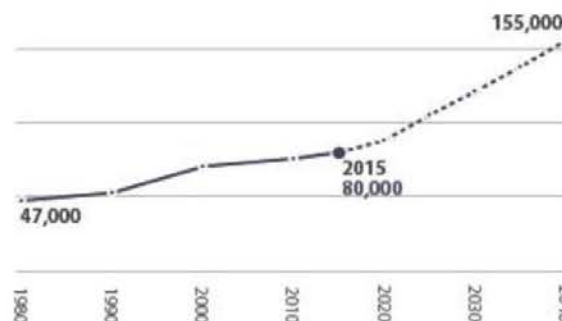
Liberty County Land Use

- Other counties
- 1% Open water
- 8% Developed Land
- 32% Wetlands
- 60% Forest, shrubs, pasture, grasslands, barren lands and cultivated crops

Liberty County is bisected by the Trinity river, and the western half of the county is experiencing increased residential development.

Population Growth Forecast

Liberty County grew by 69% from 1980 to 2015 and is expected to reach 155,000 residents by 2040.



Municipal Populations

The City of Liberty is Liberty County's largest incorporated municipality.

- 9,175 Liberty
- 8,095 Cleveland*
- 7,734 Dayton
- 1,093 Ames
- 1,054 Daisetta
- 885 Hardin
- 654 Plum Grove
- 615 Kenefick
- 486 Devers
- 267 North Cleveland
- 157 Old River-Winfree*
- 100 Dayton Lakes
- 51,389 Unincorporated

*The municipality spans multiple counties. Only the population residing in Liberty County is shown here.