

BOBCAT Network

**G. Jason Jolley, Ph.D.
Associate Professor of Rural
Economic Development**



OHIO
UNIVERSITY

VOINOVICH SCHOOL
OF LEADERSHIP AND PUBLIC AFFAIRS

Overview


- What is the BOBCAT Network?
- How did we get here?
- What's the plan?
- What can other communities learn?



OHIO
UNIVERSITY

VOINOVICH SCHOOL
OF LEADERSHIP AND PUBLIC AFFAIRS

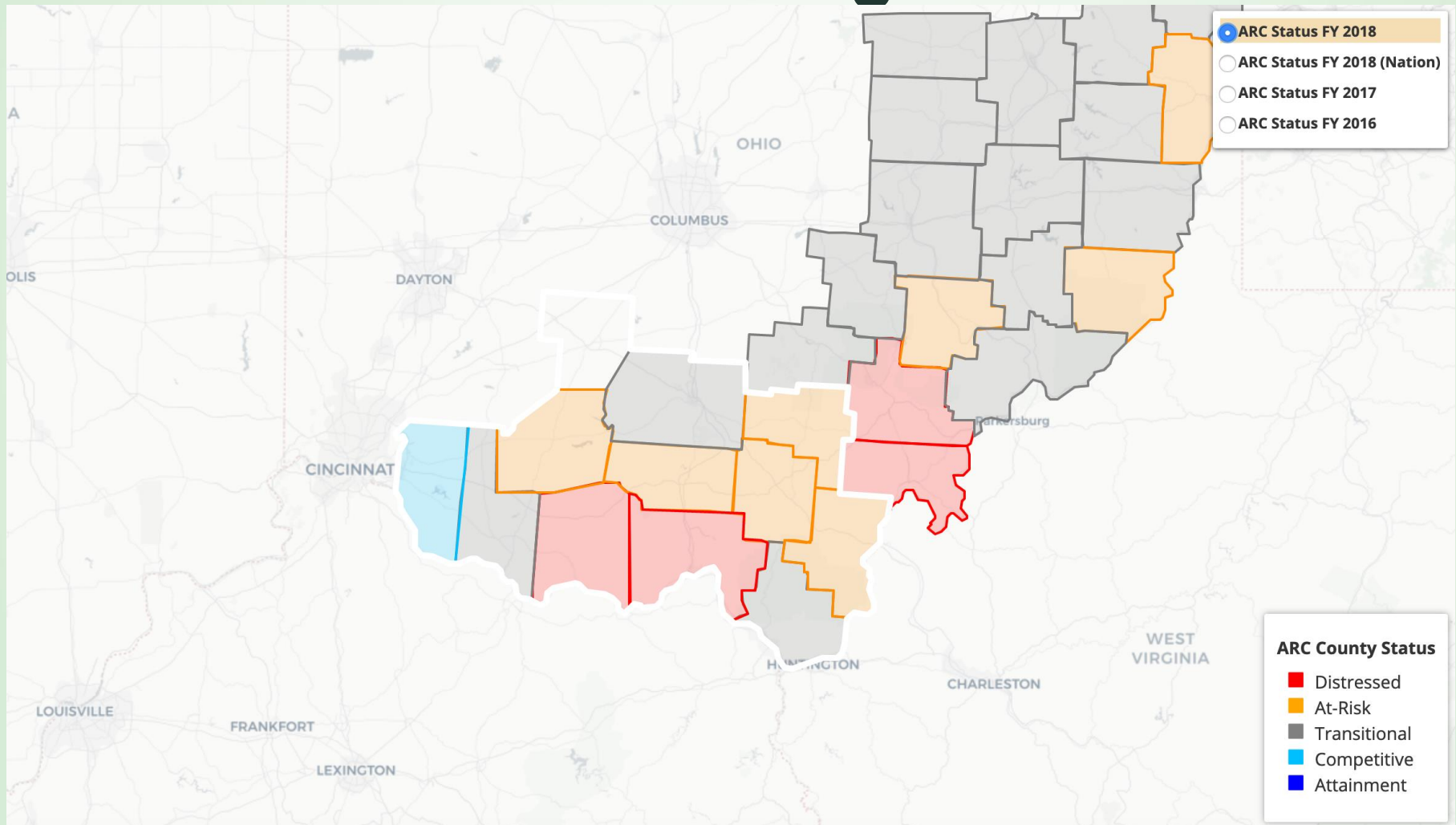
BOBCAT



BOBCAT Network

- **B**uilding **O**pportunities **B**eyond **C**oal **A**ccelerating **T**ransition (BOBCAT) Network.
- Partnership between Ohio University and the Ohio Valley Regional Development Commission (OVRDC).
- \$2 million project
 - \$1.6M US EDA Assistance to Coal Communities
 - \$400K Appalachian New Economy Partnership (ANEP) state funding

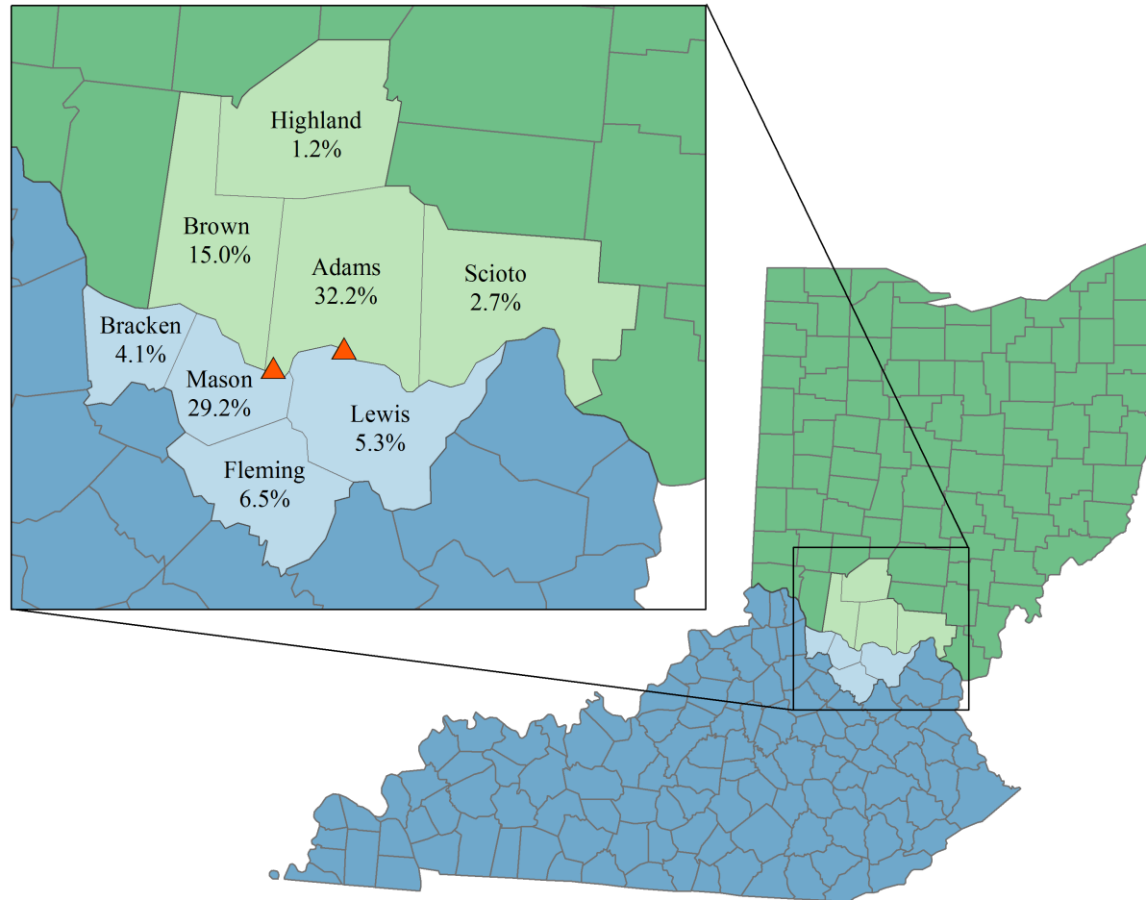
OVRDC Region



Background

- In 2017, EDA funded “Skillshed Analysis” to map occupational skills for displaced coal economy workers to emerging occupations in Appalachian Ohio.
- Signature skillshed map was closure of two Dayton Power & Light (DP&L) coal-fired power plants in Adams County.

Plant Location



Economic Impact of Closures

Impact Type	Employment	Labor Income	Value Added	Output
Direct Effect	-370	-\$56,008,657	-\$269,519,825	-\$608,363,072
Indirect Effect	-423	-\$15,326,387	-\$23,918,932	-\$52,335,275
Induced Effect	-337	-\$10,876,287	-\$20,941,699	-\$37,446,881
Total Effect	-1,131	-\$82,211,331	-\$314,380,456	-\$698,145,227
Multiplier	3.06	1.47	1.17	1.15

Township/District	Amount in Tax Loss (USD)
County General Fund	\$768,952
Adams Co Developmental Disabilities	308,950
Children Services	388,761
Ambulance/EMS	394,329
Senior Citizens	138,012
Library	197,164
Health Department	98,580
Hope Van	30,860
Monroe Township	246,794
Sprigg Township	159,743
Manchester Local School District	5,661,482
Adams Co/Ohio Valley School District	108,165
Brush Creek Township	215
Jefferson Township	45
Liberty Township	385
Meigs Township	383
Scott Township	1,044
Tiffin Township	1,840
Wayne Township	983
West Union Village	33
Total	8,506,720

Source	Amount in Tax Loss (USD)	Decrease in Tax Revenue (%)	Decrease in Total Estimate Revenue (%)
County General Fund	\$768,952	32%	10%
Adams Co Developmental Disabilities	308,950	35	17
Children Services	388,761	37	14.6
Ambulances	394,329	34	24
Senior Citizens	138,012	33	31
Health District	98,580	29	18.5
Hope Van	30,860	40	33

Power Plant Occupations into Top Growing Occupations

		Purchasing agents	Computer systems analysts	Bookkeeping, Accounting, and Auditing clerks	Mechanical drafters	Control and valve installers and repairers, except mechanical door	Industrial machinery mechanics	Maintenance and repair workers	Machinists	Power plant operators	Inspectors, testers, sorters, samplers, and weighers	Laborers and freight, stock, and material movers
		\$29.36	\$39.67	\$17.21	\$23.67	\$31.23	\$22.61	\$18.04	\$19.07	\$33.41	\$17.39	\$11.72
Home health aides	\$9.83	-19.53	-29.84	-7.38	-13.84	-21.40	-12.78	-8.21	-9.24	-23.58	-7.56	-1.89
Registered nurses	\$29.46	0.10	-10.21	12.25	5.79	-1.77	6.85	11.42	10.39	-3.95	12.07	17.74
Nursing assistants	\$11.61	-17.75	-28.06	-5.60	-12.06	-19.62	-11.00	-6.43	-7.46	-21.80	-5.78	-0.11
Licensed nurses	\$19.59	-9.77	-20.08	2.38	-4.08	-11.64	-3.02	1.55	0.52	-13.82	2.20	7.87
Medical secretaries	\$14.52	-14.84	-25.15	-2.69	-9.15	-16.71	-8.09	-3.52	-4.55	-18.89	-2.87	2.80
Medical assistants	\$13.75	-15.61	-25.92	-3.46	-9.92	-17.48	-8.86	-4.29	-5.32	-19.66	-3.64	2.03

Power Plant Occupations into White Collar

		Purchasing agents	Computer systems analysts	Bookkeeping, Accounting, and Auditing clerks	Mechanical drafters	Control and valve installers and repairers	Industrial machinery mechanics	Maintenance and repair workers	Machinists	Power plant operators	Inspectors, testers, sorters, samplers, and weighers	Laborers and freight, stock, and material movers
		\$29.36	\$39.67	\$17.21	\$23.67	\$31.23	\$22.61	\$18.04	\$19.07	\$33.41	\$17.39	\$17.72
Software developers	\$40.83	\$11.47	\$1.16	\$23.62	\$17.16	\$9.00	\$18.22	\$22.79	\$21.76	\$7.42	\$25.44	\$29.11
Medical and health services managers	\$42.04	\$12.68	\$2.37	\$24.83	\$18.37	\$10.81	\$19.40	\$24.00	\$22.97	\$8.63	\$24.65	\$30.32
Administrative support workers	\$23.76	-\$5.60	-\$15.91	\$6.55	\$0.09	-\$7.47	\$1.15	\$5.72	\$4.69	-\$9.65	\$6.37	\$12.04
General and operations managers	\$43.25	\$13.89	\$3.58	\$26.04	\$19.58	\$12.02	\$20.64	\$25.21	\$24.18	\$9.84	\$25.86	\$31.53
Market research analysts & marketing	\$28.61	-\$0.75	-\$11.06	\$11.40	\$4.94	-\$2.02	\$6.00	\$10.57	\$9.54	-\$4.80	\$11.22	\$16.89
Accountants and auditors	\$30.46	\$1.10	-\$9.21	\$13.25	\$6.59	-\$0.77	\$7.85	\$12.42	\$11.39	-\$2.95	\$13.07	\$10.74

Power Plant Occupations into Blue Collar

		Purchasing agents	Computer systems analysts	Bookkeeping, Accounting, and Auditing clerks	Mechanical drafters	Control and valve installers and repairers	Industrial machinery mechanics	Maintenance and repair workers	Machinists	Power plant operators	Inspectors, testers, sorters, samplers, and weighers	Laborers and freight, stock, and material movers
		\$29.36	\$39.67	\$17.21	\$23.67	\$31.23	\$22.61	\$18.04	\$19.07	\$33.41	\$17.39	\$11.72
Construction laborers	\$17.66	-\$11.70	-\$22.01	\$0.45	-\$6.01	-\$13.57	-\$4.95	-\$0.38	-\$1.41	-\$15.75	\$0.27	\$5.94
Electricians	\$23.88	-\$5.48	-\$15.79	\$6.67	\$0.21	-\$7.35	\$1.27	\$5.84	\$4.81	-\$9.53	\$6.49	\$12.16
Plumbers, pipefitters, & steamfitters	\$24.90	-\$4.46	-\$14.77	\$7.69	\$1.23	-\$6.33	\$2.29	\$6.86	\$5.83	-\$8.51	\$7.51	\$13.18
HVAC mechanics and installers	\$21.23	-\$8.13	-\$18.44	\$4.02	-\$2.44	-\$10.00	-\$1.38	\$3.19	\$2.16	-\$12.18	\$3.84	\$9.51
Bus & truck mechanics	\$21.12	-\$8.24	-\$18.55	\$3.91	-\$2.55	-\$10.11	-\$1.49	\$3.08	\$2.05	-\$12.29	\$3.73	\$9.40
Carpenters	\$21.05	-\$8.31	-\$18.62	\$3.84	-\$2.62	-\$10.18	-\$1.56	\$3.01	\$1.98	-\$12.36	\$3.66	\$9.33
Machine tool operators	\$17.71	-\$11.65	-\$21.96	\$0.50	-\$5.96	-\$13.52	-\$4.90	-\$0.33	-\$1.36	-\$15.70	\$0.32	\$5.99

BOBCAT Network

Three focus area:

1. **Adams County**—Mitigating Impact, Transition, and Recovery
2. **Lawrence and Scioto Counties**-Mitigating Laborshed and Supply Chain Impacts
3. **OVRDC Region**-Economic Diversification and Preparing for Investment

Highlights of Efforts: Adams County

- Hiring economic recovery coordinator
- Industrial park feasibility and financial analysis
- Assess the social sector and develop alignment strategy to address loss of tax revenue and reduction in service

Highlights of Efforts: Scioto County

- Hiring brownfields recovery coordinator
- Skillshed analysis and workforce training center feasibility study
- Examine coal supply chain assets and map these core competencies to other, diverse industries

Highlights of Efforts: OVRDC Region

- Opportunity zones:
 - Identify best assets, best sites for development, develop prospectus for sites, hone investment pitches, etc.
- Entrepreneurial economy assessment
- Regionwide workforce inventory

Lessons

- Partnership and sharing resources are important.
 - Ohio University covered OVRDC match for EDA grant so that they could partner with us
- Fiscal impacts are more localized than economic impacts. Fewer options for addressing missing tax revenue.
- Two-year project--bringing in recovery coordinators to implement as we continue to work on next tasks.

Thank you!