

# **Federal Highway Administration (FHWA)**

## **Scenario Planning**

**August 25, 2011**


[www.fhwa.dot.gov/Planning/scenplan/index.htm](http://www.fhwa.dot.gov/Planning/scenplan/index.htm)

# Scenario Planning Guidebook

Provides a suggested six-phase framework for conducting scenario planning.

Presents key steps, considerations, and examples to help lead agencies through a complete process.

Available on the FHWA scenario planning website.



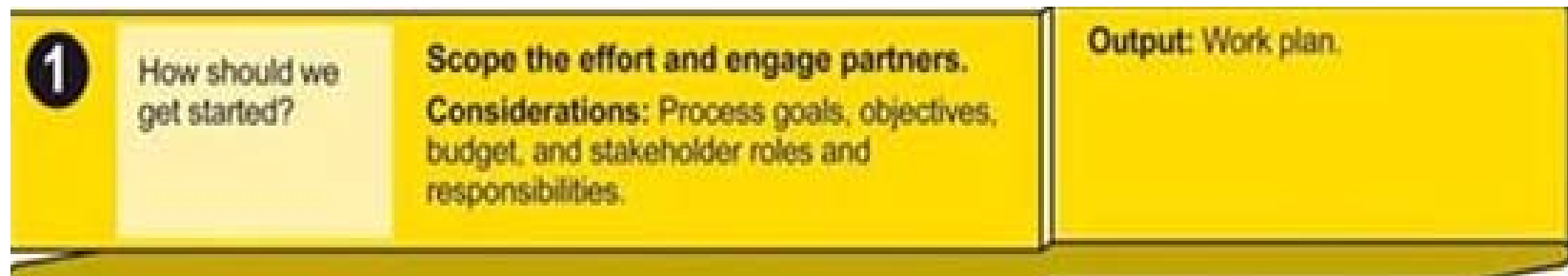
<b>1</b>	How should we get started?	<b>Scope the effort and engage partners.</b> <b>Considerations:</b> Process goals, objectives, budget, and stakeholder roles and responsibilities.	<b>Output:</b> Work plan.
<b>2</b>	Where are we now?	<b>Establish baseline analysis. Identify factors and trends that affect the state, region, community, or study area.</b> <b>Considerations:</b> Transportation and land supply, suitability, and demand. State, regional, community, or study area trends.	<b>Outputs:</b> Transportation systems inventory. Land suitability analysis. Evaluation of historic trends.
<b>3</b>	Who are we and where do we want to go?	<b>Establish future goals and aspirations based on values of the state, region, community, or study area.</b> <b>Considerations:</b> Key values and priorities for the state, community, region, or study area.	<b>Outputs:</b> Set of working principles that document broad state, community, region, or study area goals and preferences.
<b>4</b>	What could the future look like?	<b>Create baseline and alternative scenarios.</b> <b>Considerations:</b> Scenario types, analysis tools, travel demand model.	<b>Outputs:</b> Identification of appropriate scenario analysis tool or refinement of travel demand model. Baseline and alternative scenarios.
<b>5</b>	What impacts will scenarios have?	<b>Assess scenario impacts, influences, and effects.</b> <b>Considerations:</b> Indicators to help evaluate scenario performance.	<b>Outputs:</b> Refined or calibrated analysis tool(s) or model(s) if necessary. List of indicators to compare scenario outcomes. Qualitative or quantitative assessment of scenario impacts.
<b>6</b>	How will we reach our desired future?	<b>Craft the comprehensive vision. Identify strategic actions and performance measures.</b> <b>Considerations:</b> Stakeholder feedback on scenarios and the future blueprint. Potential actions, investments, or policies to lead the state, community, region, or study area toward the comprehensive vision	<b>Outputs:</b> Comprehensive vision. Action steps. Performance measures to assess progress. Plan for monitoring progress.

# Key Points from Scenario Planning Guidebook

## Phase 1: How Should We Get Started?

Key activities: identifying partners, defining roles/responsibilities, considering schedules/budget.

Potential output: work plan.



# Key Points from Scenario Planning Guidebook

## Phase 2: Where Are We Now?

Key activities: collecting data to describe current state of the study area.

Potential outputs: analyses of baseline data.

<b>2</b>	Where are we now?	<b>Establish baseline analysis. Identify factors and trends that affect the state, region, community, or study area.</b> <b>Considerations:</b> Transportation and land supply, suitability, and demand. State, regional, community, or study area trends.	<b>Outputs:</b> Transportation systems inventory. Land suitability analysis. Evaluation of historic trends.
----------	-------------------	---	---

# Key Points from Scenario Planning Guidebook

## Phase 3: Who Are We and Where Do We Want To Go?

Key activities: identifying values, goals, and aspirations with input from stakeholders (including the public).

Potential outputs: working principles that document the study area's goals and preferences.

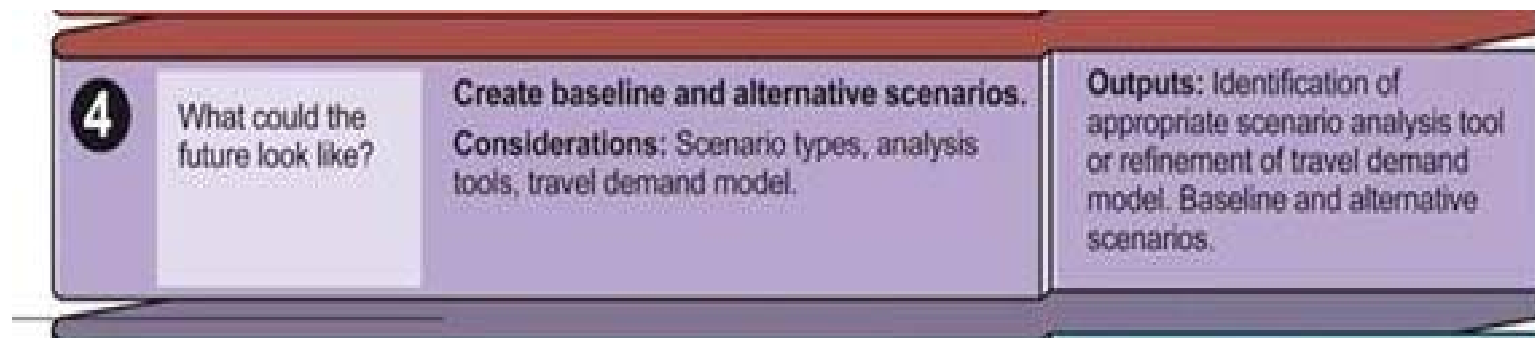
<b>3</b>	Who are we and where do we want to go?	<b>Establish future goals and aspirations based on values of the state, region, community, or study area.</b> <b>Considerations:</b> Key values and priorities for the state, community, region, or study area.	<b>Outputs:</b> Set of working principles that document broad state, community, region, or study area goals and preferences.
----------	--	--	--

# Key Points from Scenario Planning Guidebook

## Phase 4: What Could the Future Look Like?

Key activities: creating scenarios, refining analysis tools, communicating scenarios to stakeholders.

Potential outputs: identification of appropriate scenario analysis tool; baseline and alternative scenarios.



# Key Points from Scenario Planning Guidebook

## Phase 5: What Impacts Will Scenarios Have?

Key activities: developing and using indicators to assess scenarios, obtaining feedback on analysis and refining scenarios.

Potential outputs: refined analysis tool, indicators, assessment of scenarios.

<b>5</b>	What impacts will scenarios have?	<b>Assess scenario impacts, influences, and effects.</b> <b>Considerations:</b> Indicators to help evaluate scenario performance.	<b>Outputs:</b> Refined or calibrated analysis tool(s) or model(s) if necessary. List of indicators to compare scenario outcomes. Qualitative or quantitative assessment of scenario impacts.
----------	-----------------------------------	--	---

# Key Points from Scenario Planning Guidebook

## Phase 6: How Will We Reach Our Desired Future?

Key activities: validating/refining a vision, developing an action plan.

Potential outputs: comprehensive vision, action plan, performance measures to monitor progress.



# For Additional Information

FHWA Scenario Planning website:

[www.fhwa.dot.gov/Planning/scenplan/index.htm](http://www.fhwa.dot.gov/Planning/scenplan/index.htm)

Contacts:

- FHWA Headquarters
  - Ken Petty (202-366-6654 or [Kenneth.Petty@dot.gov](mailto:Kenneth.Petty@dot.gov))
  - Fred Bowers (202-366-2374 or [Frederick.Bowers@dot.gov](mailto:Frederick.Bowers@dot.gov))
  - Rae Keasler (202-366-0329 or [Rae.Keasler@dot.gov](mailto:Rae.Keasler@dot.gov))
- USDOT Volpe Center
  - Alisa Fine (617-494-2310 or [Alisa.Fine@dot.gov](mailto:Alisa.Fine@dot.gov))
- FHWA Resource Center
  - Brian Betlyon (410-962-0086 or [Brian.Betlyon@dot.gov](mailto:Brian.Betlyon@dot.gov))
  - Jim Thorne (708-283-3538 or [Jim.Thorne@dot.gov](mailto:Jim.Thorne@dot.gov))