



# The World of Federal Politics and Policy


NATIONAL ASSOCIATION OF DEVELOPMENT ORGANIZATIONS

*REGIONAL STRATEGIES. PARTNERSHIPS. SOLUTIONS*

*December 9, 2011*

# About NADO

- Strengthen local governments, communities and economies through the regional strategies, partnerships and solutions of the nation's regional development organizations



Advocacy | Education | Networking | Research



2012

NADO

WASHINGTON POLICY  
CONFERENCE

MARCH 19 – 21, 2012

*More details coming soon*

*at [www.NADO.org](http://www.NADO.org)!*

# Presentation Overview

- ▶ Life after the **Super Committee**
- ▶ **Highlights for final FY12 spending bills** for  
USDA, EDA, HUD and DOT
- ▶ **Endgame scenarios** for remaining 9 spending bills –  
*Countdown to Dec. 16 CR deadline*
- ▶ **New EDA rulemaking** – EDDs, CEDS, RLFs and more
- ▶ Snapshot of **federal regional development priorities**

IT'S A  
BIRD!

IT'S A  
PLANE!

IT'S A SUPER  
COMMITTEE.

SPLAT!





Patty Murray



Max Baucus



John Kerry



James Clyburn



Xavier Becerra



Chris Van Hollen



Jeb Hensarling



Dave Camp



Fred Upton



John Kyl



Pat Toomey

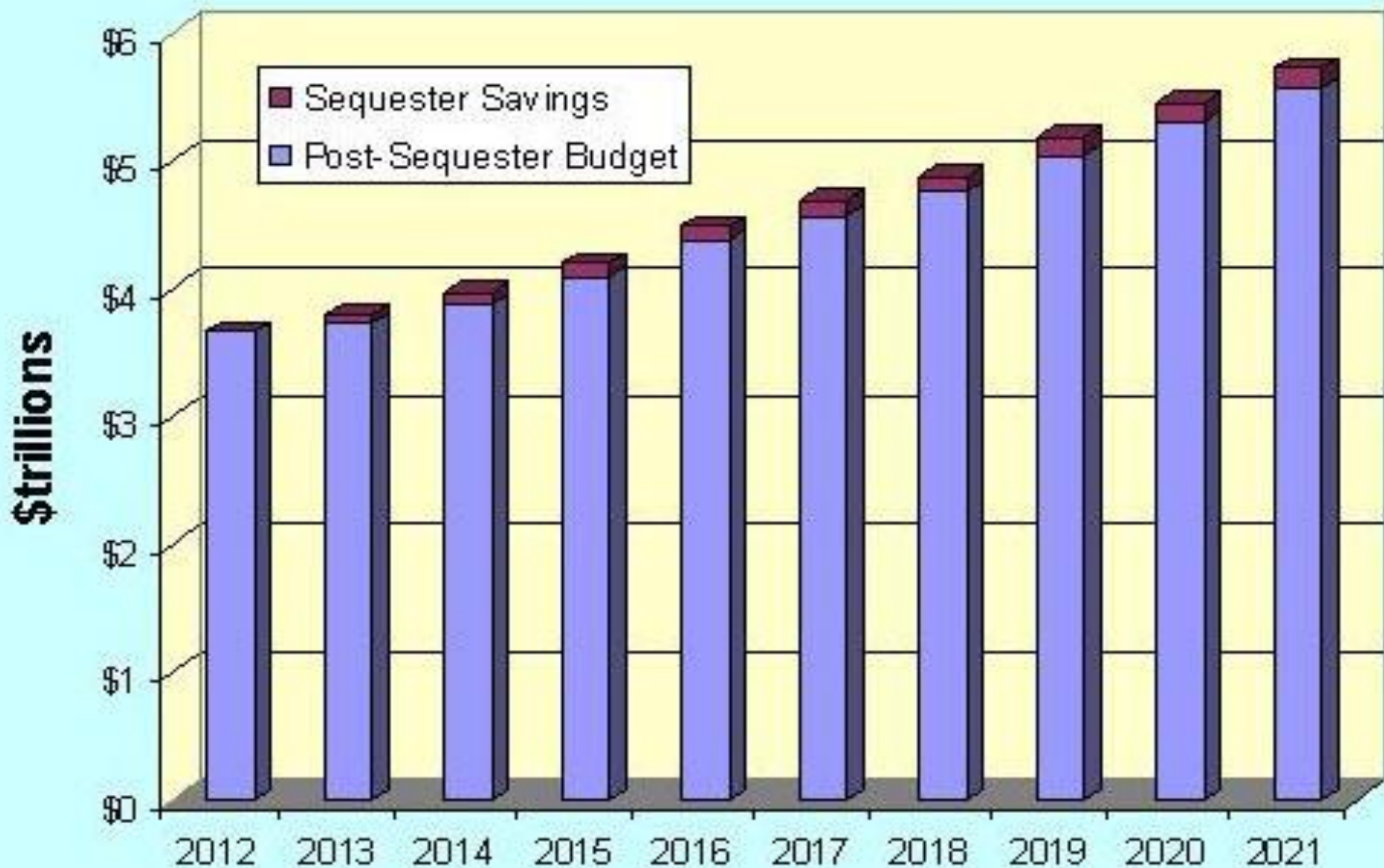


Rob Portman

PHOTOS: GETTY IMAGES

# JOINT SELECT COMMITTEE ON DEFICIT REDUCTION

# Even with Sequester, Federal Budget Expands by Nearly \$2 Trillion



# UNDERSTANDING THE BREAKDOWN OF SEQUESTRATION LEVELS

1

## DETERMINE THE SIZE OF CUTS

Total  
"triggered" cut  
**\$1.2 trillion**

↓  
Subtract 18  
percent in debt  
service savings

Distribute remaining  
**\$984 billion**  
evenly among fiscal years  
2013 to 2021

↓  
**\$109.3 billion**  
per year

Evenly split each year's cut  
between defense and  
non-defense accounts

↓  
Defense  
**\$54.7 billion\***

↓  
Non-defense  
**\$54.7 billion**

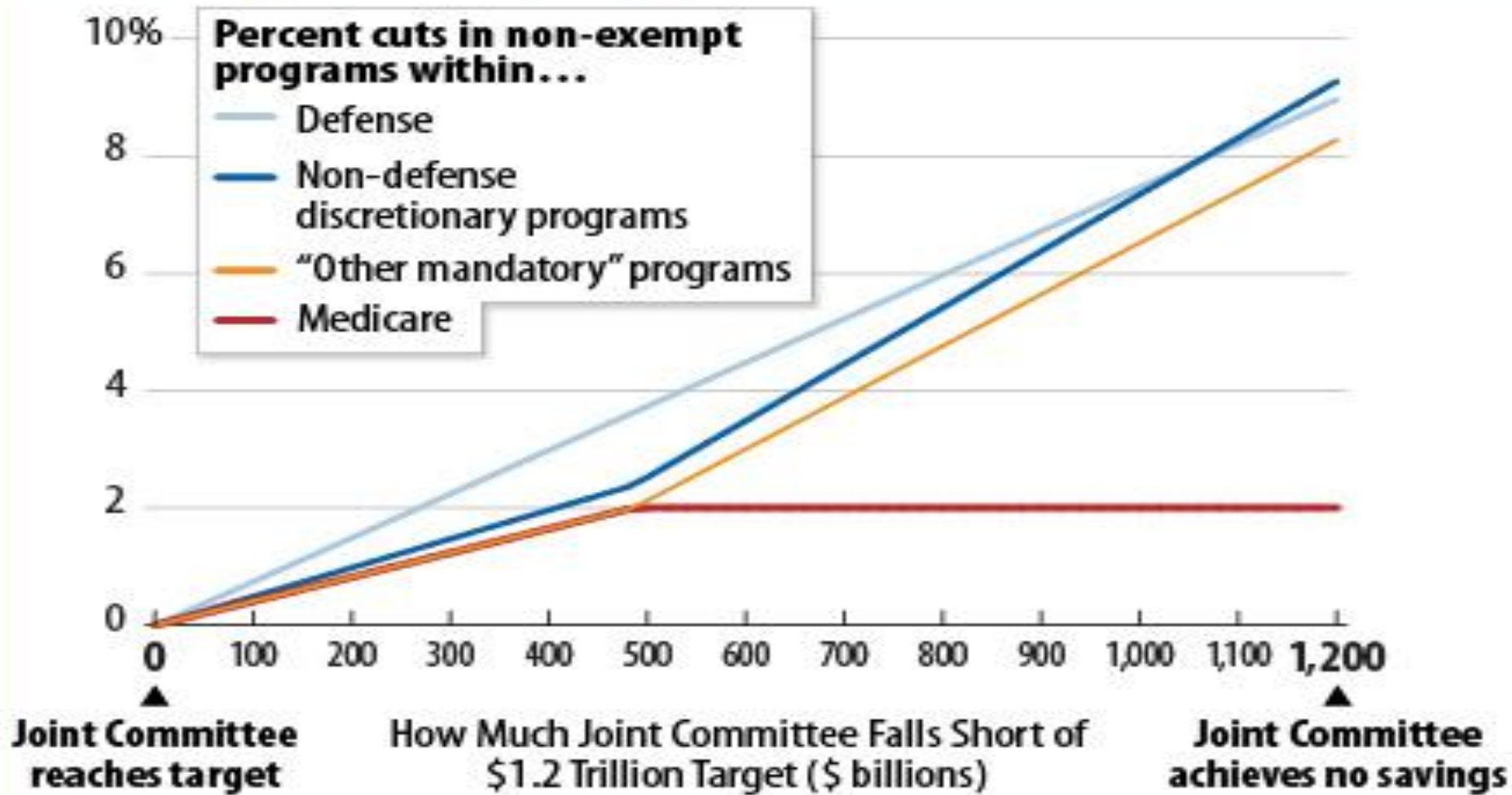
\*Defense includes the military, military construction and atomic energy defense activities

Source: CQ



Figure 1

# Cuts Required in 2013 by Sequestration Under Different Scenarios



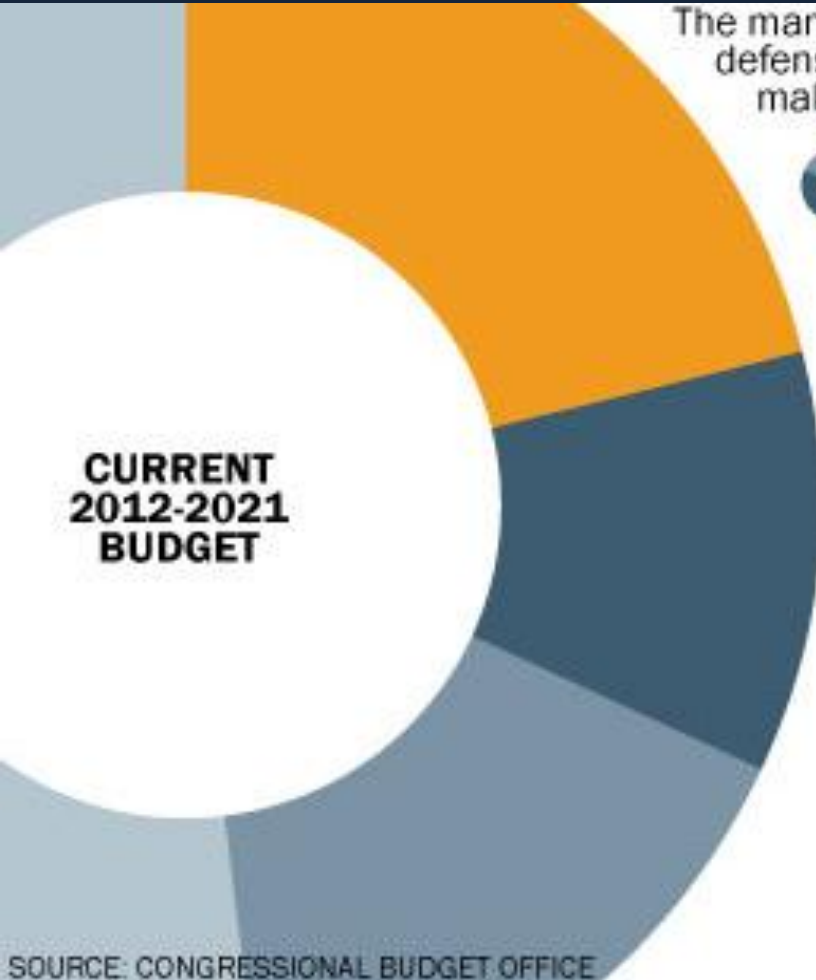
Source: CBPP calculations from Congressional Budget Office data.

Center on Budget and Policy Priorities | [cbpp.org](http://cbpp.org)

## SEQUESTRATION LEVELS

# OVERVIEW OF 2013-2021 TRIGGERED CUTS

The mandatory cuts to the federal budget are shaping up. While defense spending is almost a quarter of the budget, defense cuts make up almost half of the cuts.



## TRIGGERED CUTS

### NONDEFENSE SPENDING

**\$47 billion**

Mandatory  
nondefense spending

**\$123 billion**

Medicare spending

**\$294 billion**

New nondefense  
discretionary spending

### DEFENSE SPENDING

**\$1 billion**

Mandatory defense  
spending

**\$454 billion**

New defense  
discretionary spending

SOURCE: CONGRESSIONAL BUDGET OFFICE


KRISTEN LONG — POLITICO

## SEQUESTRATION LEVELS

# NADO Federal Policy Agenda

- ▶ White House and GAO Review of Regional Development Programs
- ▶ **EDA Appropriations and Reauthorization**
- ▶ **SAFETEA-LU Reauthorization**, with MPO and RPO Provisions
- ▶ **HUD Community Development Block Grant (CDBG) Funding**
- ▶ Key programs such as **Fed-State Commissions, WIA, SBA and EPA**
- ▶ **FEMA Support** for State and Local Preparedness and Response
- ▶ **HUD-DOT-EPA Sustainable Development Initiative**
- ▶ **USDA Rural Development** in 2012 Farm Bill

# Context for Federal Policy and Budget Debates



# Federal FY2012 Appropriations

- **FY2012:** Started October 1, 2011
- **President Signed “Minibus” Package**
  - ▶ Agriculture
  - ▶ Commerce-Justice-Science (NSF)
  - ▶ Transportation-HUD
- **9 Annual Spending Bills – *CR thru December 16***
  - ▶ Defense
  - ▶ Homeland Security (Including FEMA)
  - ▶ Interior-Environment
  - ▶ Labor-HHS-Education

# USDA Rural Development

- **Budget Authority** for overall mission area is cut \$198.08 million from FY11, including:
  - ▶ \$45.76 M reduction in Rural Utilities Service
  - ▶ \$133.72 M reduction in Rural Housing Service
  - ▶ \$18.59 M reduction in Rural Business-Cooperative Service
- **Program Level** for mission area is increased overall by \$294.27 M, **BUT** mostly due to massive jump in ***Community Facility Direct Loans***
- Administration's 5% set-aside from select programs for a new Regional Innovation Initiative is approved with strict conditions

	<b>Final FY2010</b>	<b>Final FY2011 CR</b>	<b>Final FY2012</b>	<b>Net Change FY10 vs. FY12</b>
<b>Rural Utilities Service</b>				
Program Level	\$9,834.55 M	\$9,582.97 M	<b>\$9,193.25 M</b>	<b>- \$641.30 M</b>
Budget Authority	\$653.42 M	\$596.73 M	<b>\$550.96 M</b>	<b>- \$102.46 M</b>
<b>Rural Housing Service</b>				
Program Level	\$15,056.47 M	\$26,862.33 M	<b>\$27,558.15 M</b>	<b>+ \$12,501.68 M</b>
Budget Authority	\$1,424.20 M	\$1,223.99 M	<b>\$1,090.27 M</b>	<b>- \$333.93 M</b>
<b>Rural Business – Cooperative Service</b>				
Program Level	\$1,337.12 M	\$958.21 M	<b>\$946.38 M</b>	<b>- \$390.74 M</b>
Budget Authority	\$184.77 M	\$127.84 M	<b>\$109.25 M</b>	<b>- \$75.52 M</b>
<b>Rural Development Administrative</b>	\$715.48 M	\$688.30 M	<b>\$653.88 M</b>	<b>- \$61.60 M</b>
<b>Total Net Discretionary After Offsets</b>				
Program Level	\$26,943.62 M	\$38,153.38 M	<b>\$36,087.36 M</b>	<b>+\$9,143.74 M</b>
Budget Authority	\$2,933.41 M	\$2,390.89 M	<b>\$2,200.92 M</b>	<b>- \$732.49 M</b>

# USDA RURAL DEVELOPMENT: FY12 FINAL BUDGET

	<b>Final FY2010</b>	<b>Final FY2011 CR</b>	<b>Final FY2012</b>	<b>Net Change FY10 - 12</b>
<b>Water and Waste Program Direct Loans</b>	\$1,022.16 M	\$896.46 M	<b>\$730.69 M</b>	<b>- \$291.70 M</b>
<b>Water and Waste Program Guaranteed Loans</b>	\$75.00 M	\$75 M	<b>\$62.89 M</b>	<b>- \$12.11 M</b>
<b>Water and Waste Program Grants</b>	\$469.22 M	\$434.13 M	<b>\$427.61 M</b>	<b>- \$41.61 M</b>
<b>High Energy Cost Grants</b>	\$17.50 M	\$11.97 M	<b>\$9.50 M</b>	<b>-\$8.00 M</b>
<b>Broadband/Internet Service Grants</b>	\$17.97 M	\$13.37 M	<b>\$10.37 M</b>	<b>-\$7.60 M</b>

# USDA RURAL DEVELOPMENT: FY2012 FINAL BUDGET



<b>Rural Community Facility Programs</b>	<b>Final FY2010</b>	<b>Final FY2011 CR</b>	<b>Final FY2012</b>	<b>Net Change FY10 - 12</b>
<b>Community Facility Direct Loans</b>				
Program Level	\$294.96 M	\$289.94 M	<b>\$1,300.00 M</b>	<b>+1,005.04 M</b>
Budget Authority	\$3.86 M	\$3.85 M	<b>\$0 M</b>	<b>- \$3.86 M</b>
<b>Community Facility Guaranteed Loans</b>				
Program Level	\$206.41 M	\$167.41 M	<b>\$105.70 M</b>	<b>-\$100.71 M</b>
Budget Authority	\$6.62 M	\$6.61 M	<b>\$5.00 M</b>	<b>-\$1.62 M</b>
<b>Community Facility Grants</b>	\$20.37 M	\$14.97 M	<b>\$11.36 M</b>	<b>- \$9.01 M</b>
<b>Rural Community Development Initiative (RCDI) Grants</b>	\$6.25 M	\$4.99 M	<b>\$3.62 M</b>	<b>- \$2.63 M</b>
<b>Economic Impact Initiative</b>	\$13.90 M	\$6.98 M	<b>\$5.93 M</b>	<b>- \$7.97 M</b>

# **USDA RURAL DEVELOPMENT: FY2012 FINAL BUDGET**

<b>Rural Business Programs</b>	<b>Final FY2010</b>	<b>Final FY2011 CR</b>	<b>Final FY2012</b>	<b>Net Change FY10 - 12</b>
<b>Business and Industry Guaranteed Loans</b>				
<b>Program Level Budget Authority</b>	\$993.00 M \$52.92 M	\$813.82 M \$41.17 M	\$822.88 M \$45.34 M	- \$170.12 M - \$7.58 M
<b>Rural Business Enterprise Grants</b>	\$38.72 M	\$38.65 M	\$24.31 M	- \$14.41 M
<b>Rural Business Opportunity Grants</b>	\$2.48 M	\$2.48 M	\$2.25 M	- \$0.23 M
<b>Delta Regional Authority Transfer</b>	\$2.97 M	\$2.93 M	\$2.90 M	- \$0.07 M
<b>Total, Rural Business Program</b>				
<b>Program Level Budget Authority</b>	\$1,037.19 M \$97.11 M	\$857.92 M \$85.28 M	\$852.35 M \$74.80 M	- \$184.84 M - \$22.31 M

# USDA RURAL DEVELOPMENT: FY2012 FINAL BUDGET

<b>Rural Business Programs</b>	<b>Final FY2010</b>	<b>Final FY2011 CR</b>	<b>Final FY2012</b>	<b>Net Change FY10 - 12</b>
<b>Intermediary Relending Program</b> <b>Program Level</b> <b>Budget Authority</b>	\$33.53 M \$8.46 M	\$19.14 M \$7.38 M	\$17.71 M \$6.00 M	<b>-\$15.82 M</b> <b>-- \$2.46 M</b>
<b>Rural Microenterprise Program</b>				
<b>Loans</b>	\$33.07 M	\$0	\$0	<b>- \$33.07 M</b>
<b>Grants</b>	\$2.5 M	\$0	\$0	<b>- \$2.50 M</b>
<b>Rural Energy for America</b>				
<b>Loans</b>	\$144.20 M	\$5.38 M	\$6.49 M	<b>-\$137.71 M</b>
<b>Grants</b>	\$19.67 M	\$2.49 M	\$1.70 M	<b>-- \$17.97 M</b>
<b>Value-Added Ag Product Market</b>	\$20.36 M	\$18.82 M	\$14.00 M	<b>- \$6.36 M</b>

# USDA RURAL DEVELOPMENT: FY2012 FINAL BUDGET

# EDA FY2012 Final Budget

- **Overall Budget: \$457.5M (\$283.43M in FY11)**
  - ▶ \$257.5M for core programs and operations (*Cut of \$25M from FY11*)
  - ▶ \$200M for supplemental disaster assistance (*FY2011 federal disasters*)
- **Program Breakdown:**
  - ▶ **Planning Program:** Cut to \$29 M (\$31M in FY11)
  - ▶ **Public Works:** Increased to \$111.64M (\$88.72 in FY11)
  - ▶ **Economic Adjustment Assistance:** Cut to \$50.06M (\$78.74M in FY11)
  - ▶ **Technical Assistance:** Cut to \$12M (\$13.37M in FY11)

	Final FY2010	Final FY2011 CR	Final FY2012	Net Change FY10 - 12
<b>Total Budget</b>	\$293.00 M	\$283.43 M	<b>\$457.50 M</b>	+ \$164.50 M
<b>Planning Grants</b>	\$31.00 M	\$30.94 M	<b>\$29.00 M</b>	<b>- \$2.00 M</b>
<b>Public Works</b>	\$158.28 M	\$88.72 M	<b>\$111.64 M</b>	- \$46.64 M
<b>Economic Adjustment Assistance</b>	\$38.62 M	\$78.74 M	<b>\$50.06 M</b>	+ \$11.44 M
<b>Trade Adjustment Assistance</b>	\$15.80 M	\$15.77 M	<b>\$15.80 M</b>	Level
<b>Technical Assistance</b>	\$9.80 M	\$13.37 M	<b>\$12.00 M</b>	+ \$2.20 M
<b>Global Climate Change Fund</b>	\$25.00 M	\$16.47 M	<b>\$0.00</b>	<b>- \$25.00 M</b>
<b>Research &amp; Evaluation</b>	\$1.50 M	\$1.49 M	<b>\$1.50 M</b>	Level
<b>Regional Innovation Program</b>	n/a	\$0.00	<b>\$0.00</b>	n/a
<b>Salaries and Expenses</b>	\$38.00 M	\$37.92 M	<b>\$37.50 M</b>	<b>- \$.50 M</b>
<b>Disaster Assistance</b>	n/a	n/a	<b>\$200.00 M</b>	+200.00 M

## EDA: FY2012 FINAL BUDGET

# EDA FY2012 Final Budget

## Noteworthy Language from Conference Report Agreement:

- ▶ **Repatriation Grants:** \$5 M for EDA to work with U.S. companies to bring manufacturing and R&D jobs back to distressed regions
- ▶ EDA must have **independent review of University Centers**
- ▶ **New loan guarantee** thru COMPETES Act (i.e. science parks)
- ▶ Reminds EDA to ensure **award decisions are made at regional office level** rather than headquarters, plus EDA must recognize geographic equity and balance with rural areas

# EDA Elimination Act

## ■ House – H.R. 3090

- ▶ Introduced by  
Rep. Mike Pomeo (R-KS)
- ▶ **17 Cosponsors**
  - See next slide for list

## ■ Senate – S. 1869

- ▶ Introduced by  
Sen. Jim DeMint (R-SC)
- ▶ No co-sponsors yet
- ▶ Endorsed by  
Club for Growth,  
Cato Institute and  
Heritage Foundation

# EDA Elimination Act (H.R. 3090)

- Rep. Brady, Kevin (R-TX)
- Rep. Broun, Paul (R-GA)
- Rep. Chaffetz, Jason (R-UT)
- Rep. Duncan, Jeff (R-SC)
- Rep. Flake, Jeff (R-AZ)
- Rep. Franks, Trent (R-AZ)
- Rep. Gohmert, Louie (R-TX)
- Rep. Huizenga, Bill (R-MI)
- Rep. Johnson, Sam (R-TX)
- Rep. Kline, John (R-MN)
- Rep. Lamborn, Doug (R-CO)
- Rep. McClintock, Tom (R-CA)
- Rep. Paul, Ron (R-TX)
- Rep. Pitts, Joseph (R-PA)
- Rep. Scott, Tim (R-SC)
- Rep. Walsh, Joe (R-IL)
- Rep. Westmoreland, Lynn (R-GA)



# EDA Proposed Rulemaking

- ***Federal Register* notice on Dec. 7, 2011**
  - ▶ Public comments due by **February 6, 2012**
  - ▶ Proposed rule changes are ***proposed only, not final yet***
  - ▶ **NADO will be forming working groups** to review  
modifications to EDD/CEDS, RLF awards and other provisions

# EDA Proposed Rulemaking

## ■ Key issues

- ▶ Major modifications to **project application evaluation criteria**
- ▶ **New match rates** for broad regional planning initiatives, and projects that effectively leverage other federal agency resources
- ▶ Expanded definition of **infrastructure**
- ▶ Streamlining of **CEDS process**, including committee structure and strategy document requirements *(But, CEDS content guidelines will be real key!)*
- ▶ Modifications to **RLF award requirements**
- ▶ Changes and clarifications on **Federal Interest in real property**

# HUD Final FY2012 Appropriations

- Focuses resources on specific housing programs, with **major cuts to community development accounts**
  - ▶ Eliminate Sustainable Communities grant programs, yet retains Office of Sustainable Housing and Communities
  - ▶ Cuts CDBG formula dollars by another 11.64%; 26% over two years
  - ▶ Slashes HOME Investment Program by 37.76%
- Replaces HOPE VI with **new Choice Neighborhoods Initiative** at \$120M, increase of \$20M
- **Reduces Transformation Initiative** from \$70M to \$50M

	<b>Final FY2010</b>	<b>Final FY2011 CR</b>	<b>Final FY2012</b>	<b>Net Change FY10 - 12</b>
<b>Community Development Fund</b>	\$4,450.00 M	\$3,508.00 M	<b>\$3,308.90 M</b>	<b>- \$1,141.10 M</b>
<b>CDBG Formula Grants</b>	\$3,990.00 M	\$3,343.00 M	<b>\$2,948.09 M</b>	<b>- \$1,041.91 M</b>
Indian Economic Block Grants	\$158.28 M	\$88.72 M	<b>\$111.64 M</b>	<b>- \$46.64 M</b>
Rural Innovation Fund	\$38.62 M	\$0 M	<b>\$0 M</b>	<b>- \$38.62 M</b>
Economic Development Initiative Grants	\$172.84 M	\$0 M	<b>\$0 M</b>	<b>- \$172.84 M</b>
Disaster Assistance	n/a	n/a	<b>\$400.00 M*</b>	<b>+ \$400.00 M*</b>
<b>HOME Investment Program</b>	\$1,825.00 M	\$1,606.78 M	<b>\$1,000.00 M</b>	<b>- \$825.00 M</b>
<b>Sustainable Communities Initiative</b>	\$150.00 M	\$100.00 M	<b>\$0 M</b>	<b>- \$150.00 M</b>
Regional Planning Grants	\$100.00 M	\$70.00 M	<b>\$0 M</b>	<b>- \$100.00 M</b>
Community Challenge Grants	\$40.00 M	\$30.00	<b>\$0 M</b>	<b>- \$40.00 M</b>
DOT/HUD Research	\$10.00 M	\$0 M	<b>\$0 M</b>	<b>- \$10 M</b>

## **HUD: FY2012 FINAL BUDGET**

	Final FY2010	Final FY2011 CR	House FY2012	Senate FY2012	Final FY2012
<b>Clean Water</b> State Revolving Fund	\$2,100.00 M	\$1,521.95 M	<b>\$689 M</b>	\$1,521.95	Pending
<b>Safe Drinking Water</b> State Revolving Fund	\$1,387.00	\$963.07 M	<b>\$829.00 M</b>	\$963.07 M	Pending
<b>Brownfields</b>					
<b>Grants for States and Tribes</b>	\$49.50 M	\$49.50 M	\$49.40 M	\$49.39 M	Pending
<b>Competitive Projects</b>	\$100.00 M	\$99.80 M	<b>\$60.00 M</b>	\$95.00 M	
<b>EPA Administrative Expenses</b>	\$24.2 M	\$24.68 M	\$23.68 M	\$23.68 M	
<b>State and Local Air Quality     Management</b>	\$226.58 M	\$236.11 M	<b>\$201.58 M</b>	\$237.60 M	Pending

## EPA: FY2012 FINAL BUDGET

	<b>Final FY2010</b>	<b>Final FY2011 CR</b>	<b>Final FY2012</b>
<b>High Speed/Intercity Passenger Rail</b>	\$2,500.00 M	-\$400.00 M	<b>\$0.00</b>
<b>Essential Air Service</b>	\$200.00 M	\$200.00 M	<b>\$193.00 M</b>
<b>TIGER</b>	n/a	\$527.00 M	<b>\$500.00 M</b>
<b>Federal Aviation Administration</b>			
<b>Airport Improvement Grants</b>	\$3,500.00 M	\$3,515.00 M	<b>\$3,350.00 M</b>
<b>Small Community Air Service Development Program</b>	\$6.00 M	\$6.00 M	<b>\$6.00 M</b>
<b>Federal Transit Administration</b>			
<b>Formula/Bus Grants</b>	\$8,343.20 M	\$8,340.00 M	<b>\$8,361.00 M</b>
<b>Capital Investment Grants (New Start &amp; Small Starts)</b>	\$1,998.00 M	\$1,590.00 M	<b>\$1,955.00 M</b>
<b>Federal Highway Administration</b>			
<b>Federal-Aid Highways</b>	\$41,107.00 M	\$41,107.00 M	<b>\$39,143.58 M</b>
<b>Federal-Aid Highways Emergency Relief</b>	n/a	n/a	<b>\$1,662.00 M</b>

# U.S. DOT: FY2012 FINAL BUDGET

# SAFETEA-LU Reauthorization

- Operating under CR until March 31, 2012
- Fuel taxes also extended until March 31, 2012
- Extension at current funding levels for highways and transit programs

# SAFETEA-LU Reauthorization

## ■ U.S. Senate Action

- ▶ **Finance:** GOP members outline ideas in letter; No action by Dems yet
- ▶ **Highways:** EPW committee adopts “MAP-21” (S. 1813) on Nov. 9
- ▶ **Transit:** Banking committee slated for Dec. 15 markup
- ▶ **Safety:** Commerce committee aiming for Dec. 14 markup
- ▶ **Consolidated version not expected to reach Senate floor until 2012**

**ACTION NEEDED:**

**SEE NADO ACTION ALERT ON STATEWIDE AND METROPOLITAN PLANNING PROVISIONS!!!**



# U.S. Senate

## Committee on Banking, Housing and Urban Affairs

### (Transit Title of SAFETEA-LU Reauthorization)

**Chairman Tim Johnson (D-SD)**  
**Ranking Member Richard C. Shelby (R-AL)**

Jack Reed (D-RI)

Charles Schumer (D-NY)

Rober Menendez (D-NJ)

Daniel K. Akaka (D-HI)

Sherrod Brown (D-OH)

Jon Tester (D-MT)

Herb Kohl (D-WI)

Mark Warner (D-VA)

Jeff Merkley (D-OR)

Michael Bennet (D-CO)

Kay Hagan (D-NC)

Mike Crapo (R-ID)

Bob Corker (R-TN)

Jim DeMint (R-SC)

David Vitter (R-LA)

Mike Johanns (R-NE)

Patrick Toomey (R-PA)

Mark Kirk (R-IL)

Jerry Moran (R-KS)

Roger Wicker (R-KS)

# **U.S. Senate Committee on Commerce, Science and Transportation (Safety and Motor Carrier Title of SAFETEA-LU)**

**Chairman Jay Rockefeller (D-WV)**

**Ranking Member Kay Bailey Hutchison (R-TX)**

Daniel Inouye (D-HI)

John Kerry (D-MA)

Barbara Boxer (D-CA)

Bill Nelson (D-FL)

Maria Cantwell (D-WA)

Frank Launtenberg (D-NJ)

Mark Pryor (D-AR)

Amy Klobuchar (D-MN)

Tom Udall (D-NM)

Mark Warner (D-VA)

Mark Begich (D-AK)

Olympia Snowe (R-ME)

Jim DeMint (R-SC)

John Thune (R-SD)

Roger Wicker (R-MS)

Johnny Isakson (R-GA)

Roy Blunt (R-MO)

John Boozeman (R-AR)

Mark Rubio (R-FL)

Kelly Ayotte (R-NH)

Dean Heller (R-NV)

# SAFETEA-LU Reauthorization

## ■ U.S. House Action

- ▶ **Speaker Boehner (R-OH) and Chairman Mica (R-FL)** tout bill as key jobs priority; Link transportation spending to oil/gas drilling
- ▶ **Transportation and Infrastructure Committee** postpones committee markup until late January / early February
- ▶ **Budget Chairman Ryan (R-WI)** pushing new rule changes dealing with General Fund (GF) transfers to Highway Trust Fund (HTF)

**ACTION NEEDED:**

**SEE NADO ACTION ALERT ON STATEWIDE AND METROPOLITAN PLANNING PROVISIONS!!!**

	Final FY2010	Final FY2011 CR	FY2012 House	FY2012 Senate	FY12 House Proposed vs. FY11
<b>Employment and Training Administration (Services Only)</b>	\$3,828.53 M	\$3,344.00 M	\$962.20 M	\$3,310.00 M	- 71%
<b>WIA Adult Employment and Training</b>	\$861.54 M	\$770.92 M	\$207.50 M	\$770.92 M	-73 %
<b>WIA Youth Employment and Training</b>	\$924.06 M	\$825.91 M	\$413.80 M	\$825.91 M	-50%
<b>WIA Dislocated Worker Employment     and Training</b>	\$1,183.84 M	\$1,063.00 M	\$101.70 M	\$1,063.00 M	-90%
<b>Workforce Innovation Fund     (8% Set-Aside of 3 Core Accts)</b>	n/a	\$124.75 M	\$0.00	\$100.00 M	-100%
<b>Youthbuild</b>	\$102.50 M	\$79.84 M	\$40.00 M	\$79.84 M	-50%
<b>Job Corps</b>	\$1,708.00 M	\$1,706.17 M	\$2,223.90 M	\$1,706.17 M	+30%
<b>Community Service Employment for     Older Americans</b>	\$825.42 M	\$449.10 M	\$450.00 M	\$449.10 M	0%
<b>One-Stop Career Centers</b>	\$63.72 M	\$63.59 M	\$31.80 M	\$63.59 M	-50%
<b>Prisoner Re-entry Initiative &amp;     Reintegration of Ex-Offenders</b>	\$108.50 M	\$85.39 M	\$45.00 M	\$75.39 M	-47%

## U.S. DOL WORKFORCE PROGRAMS: FY2012 BUDGET

# WIA Reauthorization

- **U.S. Senate:** HELP committee working on draft bill
  
- **U.S. House:** 3 GOP bills introduced to shape debate
  - ▶ **Local Job Opportunities and Business Success (Local JOBS) Act**
    - H.R. 3611 introduced by Rep. Joe Heck (R-NV)
  
  - ▶ **Streamlining Workforce Development Programs Act**
    - H.R. 3610 introduced by Rep. Virginia Foxx (R-NC)
  
  - ▶ **Workforce Investment Improvement Act of 2011**
    - H.R. 2295 introduced by Rep. Buck McKeon (R-CA)
  
  - ▶ Visit [\*Republicans Continue Efforts to Improve Workforce Training\*](#)

	Final FY2010	Final FY2011 CR	FY2012 House	FY2012 Senate	FY2012 Final
<b>FEMA State and Local Programs</b>	\$2,748.00 M	\$1,976.00 M	\$1,000.00 M	\$1,477.00 M	Pending
Urban Area Security Initiative (UASI)	\$887.00 M	\$723.55 M	*	\$400.00 M	Pending
State Homeland Security Grant (SHSGP)	\$950.00 M	\$578.84 M	*	\$430.00 M	Pending
Citizen Corps	\$13.00 M	\$9.98 M	*	\$0.00	Pending
Emergency Management Performance Grants	\$340.00 M	\$339.32 M	\$350.00 M	\$350.00 M	Pending
Firefighters Assistance Grants	\$810.00 M	\$808.38 M	\$670.00 M	\$750.00 M	Pending
Regional Catastrophic Preparedness	\$35.00 M	\$14.97 M	\$0 M	\$0 M	Pending
Port Security Grants	\$300.00 M	\$249.50 M	*	\$200.00 M	Pending
Rail and Transit Security Assistance	\$300.00 M	\$249.50 M	*	\$200.00 M	Pending
<b>FEMA Mitigation Programs</b>					
Disaster Relief	\$1,600.00 M	\$2,644.00 M	\$2,650.00 M	\$6,000.00 M	Pending
Pre-Disaster Mitigation Grants	\$100.00 M	\$50.00 M	\$40.00 M	\$42.50 M	Pending
Flood Map Modernization Fund	\$220.00 M	\$182.00 M	\$102.71 M	\$92.71 M	Pending

\* The House has proposed \$1 billion for FEMA's State and Local programs, of which \$807 million would be distributed among nine grant programs at the discretion of the DHS Secretary

\*\* On Sept. 30, a short-term CR was passed that provided \$2.65 billion to replenish the Disaster Relief Fund

## HOMELAND SECURITY PROGRAMS: FY2012 BUDGET

# Next Steps

- ▶ **Finish 9 remaining FY12 spending bills**  
the week of Dec. 12, 2011
- ▶ **Set up process for NADO member feedback to EDA**
- ▶ **Prepare for President's FY2013 budget proposal** due in early February 2012; Each agency asked to identify minimum of 5% cuts, with possibilities for another 5%
- ▶ **Evaluate impact of 2012 Presidential and congressional election cycle** on federal policy and budget agenda

# Lessons Learned

- ▶ Federal role vs. state and local responsibilities
- ▶ Examine how federal money is spent and allocated
  - *How can resources be used more effectively and efficiency?*
- ▶ Strive to align, coordinate and leverage resources
- ▶ Clearly define advocacy priorities – can't defend all!
  - *Many federal programs and accounts have been eliminated!*
- ▶ Educate your members of Congress and their staff!





2012

NADO

WASHINGTON POLICY  
CONFERENCE

MARCH 19 – 21, 2012

*More details coming soon*

*at [www.NADO.org](http://www.NADO.org)!*



**National Association of Development Organizations (NADO)  
and the NADO Research Foundation**

**400 North Capitol Street, NW | Suite 390 | Washington, DC 20001**

**[NADO.org](http://NADO.org) | [Ruraltransportation.org](http://Ruraltransportation.org) | [Knowyourregion.org](http://Knowyourregion.org)**

**[Regionalcouncilguide.org](http://Regionalcouncilguide.org)**

**202.624.7806 | [Info@nado.org](mailto:Info@nado.org)**

***Regional Strategies. Solutions. Partnerships.***